


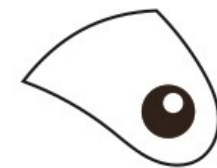



StoryArt - Faultiere

Ausdrucken & Ausschneiden

Ihr braucht:

- Schere & Kleber
- Tonpapier (weiß oder beige, grün, dunkelbraun, hellbraun)
- Schwarzer Stift



SCAN ME



Hörspiel-Podcast mit einem Faultier als Hauptfigur

Mehr kreative Ideen auf:
www.evergreenvagabonds.de/workshops/